

## POLYSCREED HF



### HEAVY DUTY 8-10MM POLYURETHANE FLOORING

#### DESCRIPTION

POLYSCREED HF is a heavy duty flow applied polyurethane screed topping based on a water dispersed, liquid polyurethane resin system incorporating antimicrobial silver ion protection. A textured, smooth aggregate surface of uniform colour designed for excellent resistance to abrasion, chemical attack and other physical aggression.

#### ADVANTAGES

- Contains silver-ion technology for antimicrobial protection
- Easy to clean and sanitize
- Seamless finish
- Heat resistant to 80°C
- High chemical resistance
- High abrasion resistance
- High impact resistance
- Solvent free application

#### APPLICATIONS

- Chemical processing plants
- Food processing plants with antimicrobial additive based on silver ion technology making Polyscreed ideal for use in HACCP environments as it provides a seamless, antimicrobial, matt finish that imparts no chemical contaminants to foods
- Breweries
- Engineering areas

#### TECHNICAL DETAILS

Compressive Strength	55 N/mm <sup>2</sup>
Tensile Strength	6.5 N/mm <sup>2</sup>
Flexural Strength	40 N/mm <sup>2</sup>
Colours	Please refer to chart
VOC	8g/Lt
Water Absorption	<0.2%
Elastic Mod.	1350 N/mm <sup>2</sup>
Impact Resistance	Drop Test <3mm
Heavy traffic	24 hours
Light traffic	12-16 hours
Abrasion Resistance	Accelerated <0.03mm
Chemical Resistance	Acids and sugars
Kit yield	15.35Lt
Nominal thickness 8.0mm	1.9 m <sup>2</sup> /kit
Nominal thickness 10.0mm	1.5 m <sup>2</sup> /kit

#### WATCH POINTS

Prime concrete surfaces with Polyscreed PU Primer or Solidkote MB Primer if moisture is greater than 5%. Application conditions should be between 10°C and 25°C with a maximum relative humidity of 75%.

#### PACKAGING

2.9Lt Resin + 2.4Lt hardener + 30Kg aggregate = 35.3Kg Kit

#### SHELF LIFE

Six months when kept in a cool, dry place. Packaging must remain unopened.

## **DIRECTIONS**

### **Substrate Requirements**

Concrete substrates are to be 20-25 MPa compressive strength, free of dust and friable materials. There must be no moisture vapour rising from the concrete and moisture content must be less than 5%.

### **System Product Requirements**

1. Concrete Primer – Polyscreed PU Primer or Solidkote MB Primer if moisture >5%.
2. Screed Topping – POLYSCREED HF

### **Application**

Prepare surfaces in order to obtain a sound, dust free, dry surface. Prime with POLYSCREED PU PRIMER and allow to cure for at least 16 hours prior to application of POLYSCREED HF with a maximum over coating time of 48 hours. Ensure application conditions are between 10-25°C and at a maximum of 75% Relative Humidity. Before mixing, turn the resin bottle upside down and shake vigorously to re-suspend any sedimentation. Mix the shaken resin and hardener in a pan mixer well. Then add the aggregate and, after the last of the aggregate has been added, mix until uniformly wetted out. Pour out the mix onto the demarcated area and trowel out into place. Spike roll out trowel marks and allow to settle.

### **Colour Stability**

Polyscreed is not colour fast and will change in colour over time, especially when subject to direct sunlight and high intensity lighting. The rate of colour change is unpredictable.

## **SEALING**

Stain resistance is enhanced if the Polyscreed surface is sealed.

## **MAINTENANCE**

### **Cleaning**

Regular scrubbing and mopping will maintain the POLYSCREED HF in a serviceable condition. Maintenance is to be carried out using LIQUID ACTION which complies with the requirements of specification SANS 1344 - Medium Duty Solvent Detergent (report number 2112/P3325/10/ID). Refer to LIQUID ACTION technical datasheet for use details.

### **Antimicrobial Resistance**

The Polyscreed range of products makes use of silver ion technology in formulation which inhibits the growth of bacteria and fungi in contact with the product. The hygienic advantage is therefore not only derived from the daily use of the floor but in the longer life this technology affords in retarding the degradation of the floor by microorganisms.

## **STORAGE**

Store the kit in a cool, dry place out of direct sunlight and where there is no exposure to damp and humidity.

## **SAFETY**

Please read Material Safety Data Sheet and specific health and safety data for this product provided in compliance with the requirements of OHSA No. 85 of 1993. The finished system is not hazardous to health or the environment.

### Gauteng

35 Activia Rd, Activia Park, Germiston, 1610  
Tel: +27 (0) 11 822 7242



### Kwa-Zulu Natal

5 Progress Rd, New Germany, 3610  
Tel: +27 (0) 31 705 7733

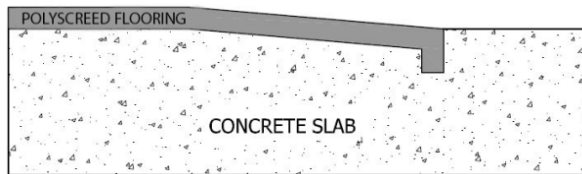
### Western Cape

Cnr. Gunners Circle & Fisher Ave, Epping 1, 7475  
Tel: +27 (0) 21 535 4455

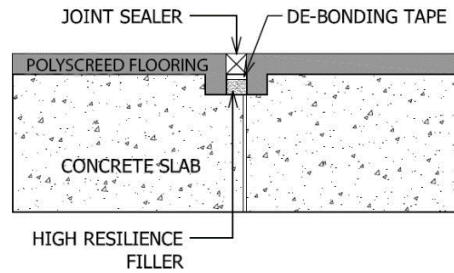


**JOINT DETAIL**

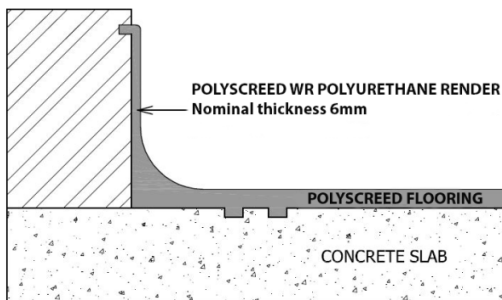
**Termination Detail**



**Low Movement Joint Detail**



**Coving Detail**



**Channel Linings**

